










1-Component + Bloombastic

GROW GUIDE

dosage on 1 litre water
pH: 6.0 - 6.5
EC: 1.2 - 2.2

WEEK:	1	2	3	4	5	6	7	8	9	10	
LIGHT:	18h	12h	12h	12h	12h	12h	12h	12h	12h		
	1-Component 1 - 3 ml		1-Component 2 - 4 ml		1-Component 3 - 4,5 ml			1-Component 4 - 5 ml			
	Root Stimulator 0,5 - 1 ml										
			Soil Booster 0,1 - 0,5 ml								
					Bloom Stimulator 0,5 - 1 ml						
					ATA Bloombastic 0,5 - 1 ml						
					Silic Boost 0,1 ml						
			ATA Atazyme 1 - 3 ml								
					ATA Calmag 0,1 ml - 1 ml						

